













Curriculum Information - Nursery
Summer 1 - 2024 'Living and Growing'

<p>Class Saint</p>	<p><u>St. Mary</u> St. Mary is a great inspiration for us all. Throughout her life she led by example in all areas of virtue such as compassion, love, faithfulness, patience, kindness and humility.</p> <p>Children will be learning that we remember Mary, during the month of May. The children will celebrate Mary through a special feast day.</p>	
<p>Religious Education</p>	<p><u>Easter</u> Children will:</p> <ul style="list-style-type: none"> Learn that Jesus came back to life. Learn that Alleluia is a special word to show that we are happy. 	
<p>Communication and Language</p>	<p>Children will:</p> <ul style="list-style-type: none"> Make simple explanations. Join in with longer conversations about stories, talking about characters and events. Learn new vocabulary. Learn and join in with longer songs. 	
<p>Physical Development</p>	<p>Children will:</p> <ul style="list-style-type: none"> Develop control using a pencil and scissors. Learn to throw and catch a ball. Take part in physical group games. Take part in weekly 'Squiggle Whilst You Wiggle' early-writing movement sessions. Manipulate malleable materials and take part in Dough Disco sessions. Run, climb, balance and build outdoors. <p>Children will continue to take part in a weekly P.E session taught by Miss Bridges and will focus on developing their throwing and catching skills. Please can children arrive wearing uniform and bring their P.E kit to school in a separate bag (all items inside should be labelled). Please support your child to develop their dressing skills by encouraging them to remove and put on items of clothing independently at home.</p>	
<p>Personal, Social and Emotional development</p> <p>Relationship and Health Education</p>	<p>Children will:</p> <ul style="list-style-type: none"> Take part in imaginative play with others. Learn about people who help us. Learn about how to stay safe inside and outside. Learn that they have special people who they should go and talk to if they feel worried. Learn about what is safe and what is not safe to touch. Learn about different people who can help in an emergency. 	
<p>Literacy</p>	<p><u>Writing</u> Children will:</p> <ul style="list-style-type: none"> Make marks for a range of different purposes. Practise forming writing patterns or letters from their name. <p><u>Phase 1 Phonics</u> Children will:</p> <ul style="list-style-type: none"> Continue to develop their oral blending and segmenting skills. Segment - this means to break the words down into their sounds. Blend - this means to blend the sounds together to make the word. <p><u>Reading</u> Children will:</p>	

	<ul style="list-style-type: none"> • Learn the different parts of a book - Title, front cover, blurb. • Learn what an author and illustrator is. <p><u>Our focus stories will include:</u> The Most Exciting Eid, Jack and the Beanstalk, Handa's Surprise, The Very Hungry Caterpillar. We will also be exploring non-fiction texts about people who help us, how to grow a plant and the lifecycle of a butterfly.</p> <p>The children will continue to visit the school library to bring home a book of their choice from the bookshelf (library books have a school stamp inside). Our library day will continue to be on a Friday. Your child will also continue to bring home their wordless picture book - to support your child's progress, they should also share these at home 3 times a week. School reading books and diaries should be in your child's book bag every day so that they can read and swap this in school.</p>	 
Maths	<p>Children will:</p> <ul style="list-style-type: none"> • Continue to explore numbers 0-5 in different ways. • Compare amounts using the language more/fewer/the same. • Describe routes (walk to the local shop). • Describe known 2d shapes (circle, triangle, square and rectangle) and begin to explore 3d shapes to make different structures. • Create own AB patterns e.g., red, blue, red, blue. 	
Understanding the World	<p>Children will:</p> <ul style="list-style-type: none"> • Learn about the celebration of Eid. • Learn about services that help us - Doctors, dentists, police-officers and vets. • Plant seeds and learn about the lifecycle of a plant. • Observe the lifecycle of a butterfly through our 'Butterfly garden'. • Learn that there are different countries in the world. • Think about how they have grown from a baby. • Learn about healthy lifestyle choices and taste new fruits. 	
Expressive Arts and Design	<p>Children will:</p> <ul style="list-style-type: none"> • Create junk model castles. • Create symmetrical butterflies by using the folding technique. • Create observational paintings of fruit. 	
Events this term	<ul style="list-style-type: none"> • Eid al-Fitr stay and play with parents - Friday 12th April (more information to follow). • Visit from Hanley Library's 'Little Library Van' with parents - Thursday morning on 25th April (more information to follow). • Police officer visit - Tuesday 30th April. • Class Saint Celebration Day - Tuesday 7th May (children can wear an item of blue clothing on this day). • Walk to local supermarket - Tuesday 14th May. 	
Other	<ul style="list-style-type: none"> • Please bring in a pair of wellington boots for your child to wear in the mud kitchen. • Children will continue to have a weekly homework activity. • Please check texts, emails and the parent noticeboard for information. • Please ensure your child has a bag on their peg containing spare clothes. • Please ensure your contact details are up to date and inform the school if somebody different is collecting your child. • Please use the 'Study Bugs' app to inform the school if your child is absent. • Please ensure your child had a bottle filled with water every day. • On sunny days, children should arrive wearing sun cream and a sunhat (sunglasses are not allowed to be worn in school). Please also send in a bottle of sun-cream so that this can be re-applied in school. 	